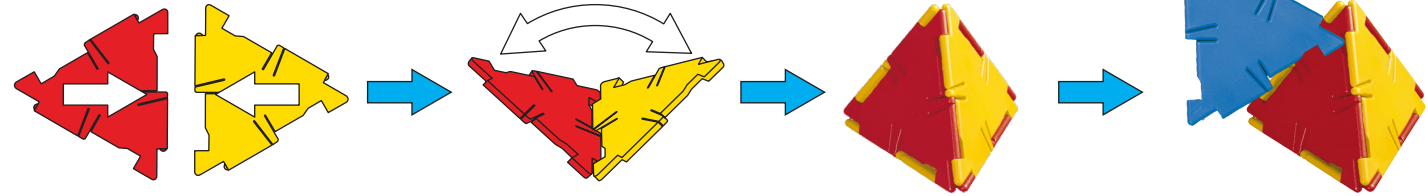


ORIGINAL POLYDRON®

20-1600 – Student Set (26 pieces)



Assembly Instructions



Lay pieces on a flat surface and snap together
(all pieces must be the same way up)

Fold into desired shape

Assembled model

To take apart place corner of Polydron
triangle into slot in any edge and push

POLYDRON LIMITED – Site E, Lakeside Business Park,
Broadway Lane, South Cerney, Cirencester, Glos.
GL7 5XL, England
Tel: +44(0)1285 863980 – Fax: +44(0)1285 863981
Email: headoffice@polydron.com
Web: www.polydron.com



GB Retain this packaging for future reference.

CZ Uschovejte tento obal pro budoucí použití.

DE Bewahren Sie diese Bedienungsanleitung
zum späteren Nachlesen auf.

ES Conserve este envase para futuras consultas.

FI Säilytä tämä pakkaus tulevaa tarvetta varten.

FR Conservez cet emballage pour référence ultérieure.


IT Conservare questa confezione come riferimento futuro.

PL Należy zachować opakowanie do późniejszego użytku.

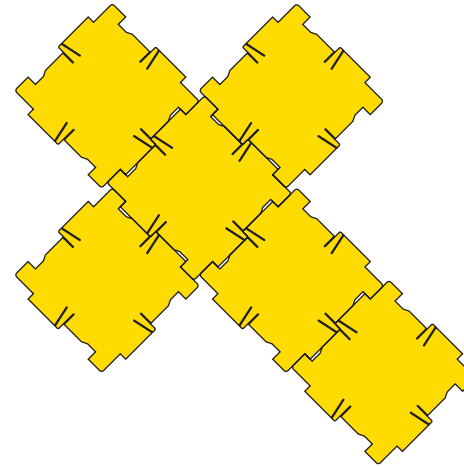

PT Guarde esta embalagem para consulta futura.

RU Сохраните эту упаковку для дальнейшего использования.

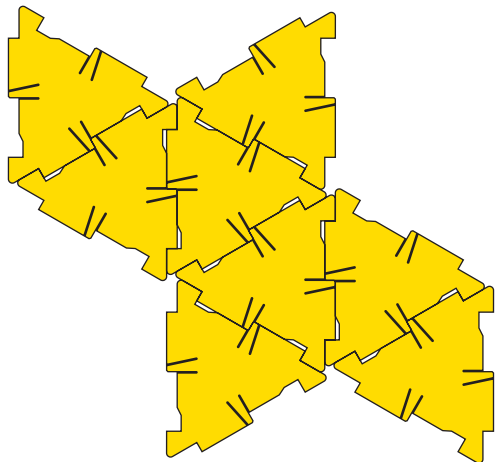
SE Behåll denna förpackning för framtida referens.



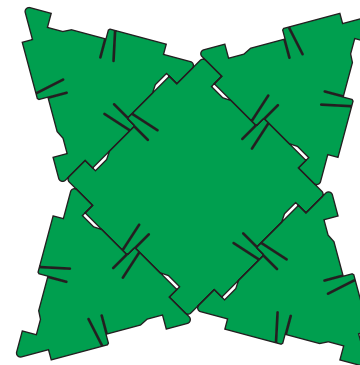
Tetrahedron



Cube

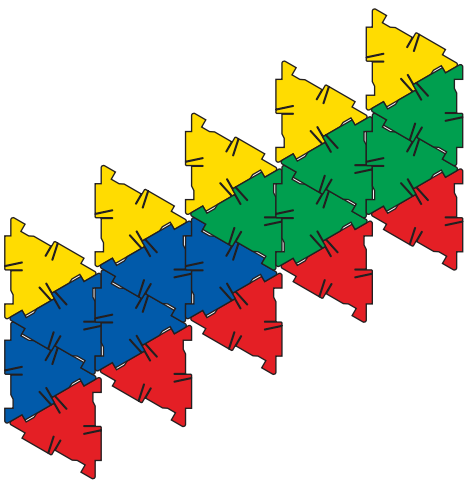


Octahedron

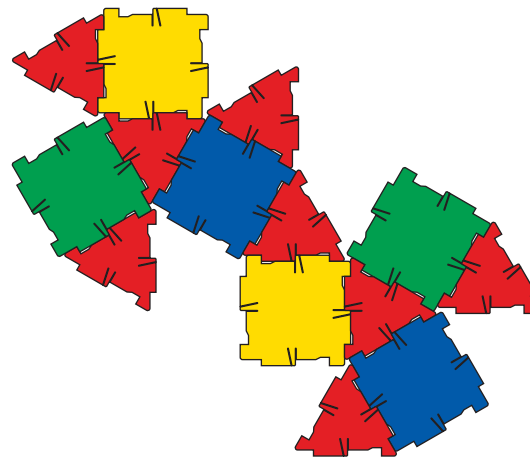


Pyramid

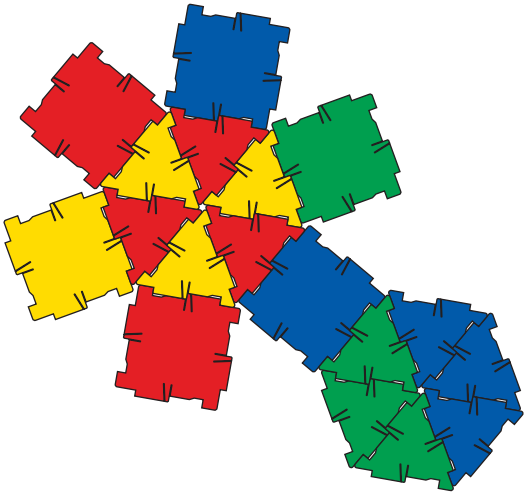




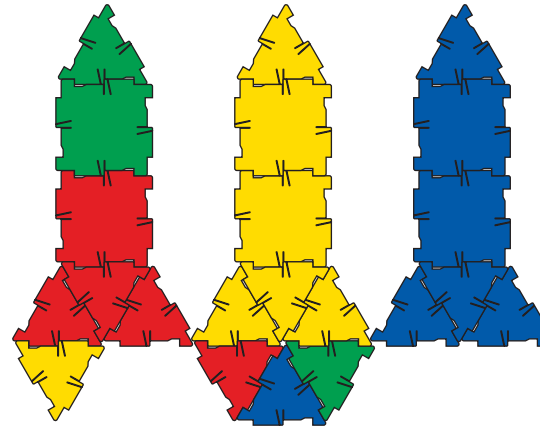

Icosahedron



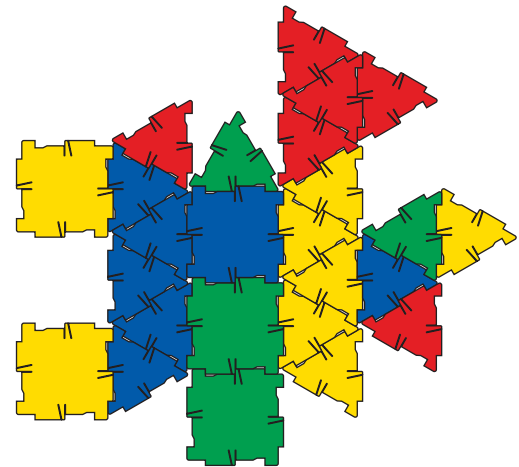
Cuboctahedron



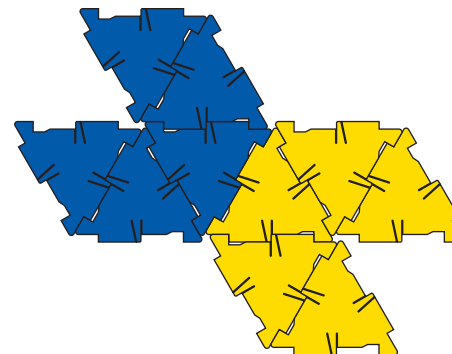

Hexagonal Prism



Rocket



Boat



Spinner

